










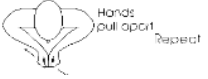




## Our Learning Newsletter: Summer 1

|   |   |
|---|---|
|  <h3 style="color: green;">English</h3>   |  <h3 style="color: green;">Maths</h3>   |
| <p style="color: green;">In school we are learning:<br/>about poetry from other cultures</p> <p style="color: green;">Home learning opportunities:<br/><a href="https://www.youtube.com/watch?v=3qOif1tEDZ0&amp;t=29s">https://www.youtube.com/watch?v=3qOif1tEDZ0&amp;t=29s</a><br/><a href="https://www.youtube.com/watch?v=js9qLgm9phc">https://www.youtube.com/watch?v=js9qLgm9phc</a></p> <p>A couple of fun poems from Dr Seuss in rap form!</p>  | <p style="color: green;">In school we are learning:<br/>about money</p> <p style="color: green;">Home learning opportunities:<br/>gather a selection of coins, can your child name them? Sort them according to value or colour or shape. Use real money in your local community.</p>   |
|  <h3 style="color: green;">PSHE</h3>    |  <h3 style="color: green;">Computing</h3>   |
| <p style="color: green;">In school we are learning:<br/>about lifestyle choices</p> <p style="color: green;">Home learning opportunities:<br/>we will be focusing on the importance of exercise and movement. Now the summer is approaching try to get outside and be active with your child even if it's just a ball game in the garden.</p>   | <p style="color: green;">In school we are learning:<br/>about data</p> <p style="color: green;">Home learning opportunities:<br/>go on a nature scavenger hunt and sort all the items into different categories e.g. leaves, flowers, pinecones, pebbles etc. and count how many of each.</p>   |
|  <h3 style="color: green;">Life Skills</h3>   |  <h3 style="color: green;">PE</h3>    |
| <p style="color: green;">In school we are learning:<br/>about picnic food</p> <p style="color: green;">Home learning opportunities:<br/>plan a picnic lunch with your child where they get to plan/choose the picnic food. Try making different items such as pizza whirls or crustless quiche or a fruit flapjack.</p>   | <p style="color: green;">In school we are learning:<br/>Net and wall games</p> <p style="color: green;">Home learning opportunities:<br/>You could use a balloon to see how many times you can keep the balloon up or rally with a partner. You could also tie the balloon to a washing line then strike it as many times as you can.</p> |
|  <h2 style="color: green;">Discovery Days</h2>    |   |
| <p style="color: green;">In our discovery days we will be focussing on humanities, science, RE and creative subjects. Our science topic will centre on the states of matter, where we will explore the various forms matter can take and carry out practical experiments. In Humanities, we will study life in England during the Victorian era and gain an understanding of what it was like to live at that time.</p> <p style="color: green;">Home learning opportunities:<br/>Ice investigation: freeze water and observe how it changes from a liquid to a solid. Then let it melt and record what happens.<br/>Evaporation experiment: leave a small bowl of water in a warm place and check it each day to see how it slowly evaporates.</p> |   |

### Class Reminders

**We will definitely have a parent drop-in session this half term, date to follow.**