















Our Learning Newsletter: Autumn 1

 <p>English</p> 	 <p>Maths</p> 
<p>In school we are learning: We are reading a book called 'Two of a kind'.</p> <p>Home learning opportunities: In English we are learning about two squirrels called Albie and Louie and the trouble they get into. Some activities for home could be reading stories with your children, even if they are online! I will put a link to some free pages below. Another option would be to look at the different types of animals that live here. A fun one could be having fast and slow activities or races, as these two squirrels are always fast so if you play games really fast and slow, this could be fun!</p>	<p>In school we are learning: Learning numbers between 1 and 10</p> <p>Home learning opportunities: In Maths we are learning a range of numbers to ten, whether that is learning what 1,2 or 3 things are or whether that is independently counting to 10. One way to encourage this at home is to count anytime it is appropriate... food is usually helpful with this, for example: Here is 1 biscuit, 2 biscuits, 3 biscuits etc... Another way could be with steps, 1 step, 2 step etc... A final way to help with this could be to ask them to find things to count such as socks or cutlery or any other fun activities you can think of! I have included a link to some counting games below!</p>
 <p>PSHE</p> 	 <p>Computing</p> 
<p>In school we are learning: About the people who look after us, and how to know when we are feeling unwell and how to communicate that to someone.</p> <p>Home learning opportunities: Reading stories or watching videos about people who help, for example doctors, firefighters, binmen/women etc. Have a go at dressing up or role playing as these people, look out for them when you're out and about!</p>	<p>In school we are learning: Basic skills/ sensory play</p> <p>Home learning opportunities: We are focussing on two different topics, paint programmes and using the camera on an Ipad. For a paint programme, there are plenty of fun games online you can try, any sort of mark making for this would be great! You could even bring this into real life with lots of different colours, or use sand or rice to create lots of different marks, as well as using colouring pencils or crayons too! For the camera section, you might show how to take a funny photo at home, selfies are often a fun way to get your child involved! On top of this, taking photos of their favourite things and sending them in to show would be beneficial as we could see the importance of taking a picture! Videos are also appreciated, as we will hopefully be moving onto that in the later weeks.</p>

 <h2>Life Skills</h2> 	 <h2>PE</h2> 
<p>In school we are learning: About washing and hygiene</p> <p>Home learning opportunities: When you are going through your daily routines, how much is your child able to do? Do they know what a hairbrush or toothbrush is for? Can they attempt to use it themselves? Are they able to use a soap pump when they wash their hands?</p>	<p>In school we are learning: Dancing</p> <p>Home learning opportunities: We are learning a few different dance moves with a specialized dance instructor this half term! Connecting to the computing section, you could record yourselves having a dance competition or showing off your moves. Alternatively, any sort of music would be beneficial as it will. You could throw in some of the other topics too, such as counting your steps while you dance or dancing really fast or slow.</p>

	<h2>Discovery Days</h2> 
<p>In our discovery days we will be focussing on humanities, science, RE and creative subjects.</p> <p>Science – biology (plants)</p> <p>Home learning opportunities: We are starting off our science theme this year by looking at plants. We will be aiming to learn about the parts of a flower and exploring all sorts of plants and natural things outside. If you could take your child to the park or outside, they could experience all the different types of plants. We will be highlighting how the leaves change colour as the year progresses so maybe you could have a plant for them to take care of in your home too? You may keep some of the different leaves you find and make a diary, or have them around to observe what happens.</p>	

Useful Websites/Apps

Some of these may require login information. Please speak to your class teacher or child's key worker for details.

<https://www.helpkidzlearn.com/>

YouTube Kids (app)

Busy things – there are lots of free games to play for all subjects.

Purple mash

<https://www.bbc.co.uk/bitesize/topics/znmmn39>

early learning adventures with Mrs T on Youtube.

<https://www.storyberries.com/>

<https://www.topmarks.co.uk/>

Class Reminders:

We have PE on Tuesday mornings this half term. If you would like to send in a T shirt for your child to change into for PE please do so (this is not compulsory). We will send it home when it needs washing.

This year we have swimming on a Wednesday afternoon. We will try to get everyone in the pool as much as we can, so if you send your child in with swimming that would be great!

Please remember to provide two snacks a day, one for the morning and one for the afternoon.