













Our Learning Newsletter: Summer 1

| | |
|--------------------------------------------------------------------------------------------------------------------------------------------------------------------------------------------------------------------------------------------------------------------------------------------------------------------------------------------------------------------------------------------------------------------------------------------------------|---------------------------------------------------------------------------------------------------------------------------------------------------------------------------------------------------------------------------------------------------------------------------------------------------------------------------------------------------------------------------------------------------------------------------------------------------------------------|
|  <p style="text-align: center;">English</p>  |  <p style="text-align: center;">Maths</p>  |
| <p style="text-align: center;">In school we are learning: Robinson Crusoe</p> <p style="text-align: center;">Home learning opportunities:</p> <p>Could your child watch a short video about the Robinson Crusoe story online and tell you about it? Can they talk about any of the main events that happen in the story? What do they think of the story? Why? I have copies of the short version of the book if anyone would like to read it!</p> | <p style="text-align: center;">In school we are learning: Number, Shape Space and Measure and Problem Solving.</p> <p style="text-align: center;">Home learning opportunities:</p> <p>Can your child practice their addition and subtractions skills in everyday jobs? Can you play any family board or card games which involve numbers/ dice? When out shopping can they tell you which item is the cheapest/ best value?</p> |
|  <p style="text-align: center;">PSHE</p>  |  <p style="text-align: center;">Computing</p>  |
| <p style="text-align: center;">In school we are learning: Lifestyle choices</p> <p style="text-align: center;">Home learning opportunities:</p> <p>Can your child discuss their hygiene routine? Is there anything else they need to help them keep a good routine (deodorant/ more time to have a shower etc.? Do they know which medical professionals they have involved with them and how to contact them if needed?).</p> | <p style="text-align: center;">In school we are learning: Creating pictures</p> <p style="text-align: center;">Home learning opportunities:</p> <p>By applying the computing skills they have learned, can your child create a piece of artwork that demonstrates the concept of 'layering'? Can they use shapes, lines, ordering and grouping objects as well as manipulation to turn a straightforward picture into a masterpiece?</p> |
|  <p style="text-align: center;">Life Skills</p>  |  <p style="text-align: center;">PE</p>  |
| <p style="text-align: center;">In school we are learning: Travel training/ My Community Equals</p> <p style="text-align: center;">Home learning opportunities:</p> <p>Try to involve your child in discussing how you make decisions around where you are going and how you are getting there. Talk about different options for travel, cost implications and why you make the decisions you do.</p> | <p style="text-align: center;">In school we are learning: Orienteering skills and team building games.</p> <p style="text-align: center;">Home learning opportunities:</p> <p>Can your child direct you to say which way to go when you are going out and about? Could they make a plan of which roads and paths they will use to get from point A to point B? Do they know their directions to guide others who are with them e.g. ' we are turning left.'</p> |



Discovery Days



In our discovery days we will be focussing on humanities, science, RE and creative subjects.

For our science this term we are learning about:

In our creative session we are creating designs and models of our possible future homes!

Home learning opportunities:

Can your child look at the design of your own home and find out when it was built? How long have you lived there? Have you had any adaptations or extensions to your home? Do you think there are any innovative adaptations you would like if money was no object!?

Useful Websites/Apps

Some of these may require login information. Please speak to your class teacher or child's key worker for details.

Times Tables Rockstars <https://play.ttrockstars.com/>

Numbots <https://play.numbots.com/> (also available as an app)

Think U Know <https://www.thinkuknow.co.uk/parents/home-activity-worksheets/>

Be Internet Legends https://beinternetlegends.withgoogle.com/en_uk/parents/adventure

The Human Body <https://www.bbc.co.uk/bitesize/topics/z7x78xs>

PurpleMash <https://www.purplemash.com/sch/thecedar-so16#/> (range of activities)

<https://boost-learning.com/>

<https://www.bbc.co.uk/bitesize>

<https://www.topmarks.co.uk/>

<https://www.youtube.com/@bbcteach>

<https://www.bbc.co.uk/cbbc/shows/horrible-histories>

https://beinternetawesome.withgoogle.com/en_uk/

<https://www.youtube.com/watch?v=tSfExfrP1oI>

Class Reminders:

- Watch out for emails from the Amethyst email address to let you know which Fridays we have swimming!
- Please look out for Neil's Letter about internet safety and how you can support your child to stay safe and be kind online.