











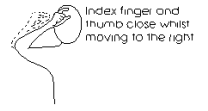


Our Learning Newsletter: Spring 2

 <p style="text-align: center;">English</p> 	 <p style="text-align: center;">Maths</p> 
<p style="text-align: center;">In school we are learning: All about the tempest. How to write letters which will move into writing letters as if stranded on an island.</p> <p style="text-align: center;">Home learning opportunities: Try to show your child some letters that you may receive and how you may write a letter. We will explain the difference between an email and a letter but you could talk about what is easier for you or what you may use more often (possibly for work). Another point is to think up some fun and creative ideas for what you may need if you were trapped on an island.</p>	<p style="text-align: center;">In school we are learning: To correctly label a number line within different ranges. To learn how to estimate then check. To develop an understanding of number bonds and partitioning. To begin looking at mass.</p> <p style="text-align: center;">Home learning opportunities: Asking questions that have to do with numbers would be ideal, even if it is daily things such as how many steps it is from the front door to another point? Another idea would be to make things competitive and try to see who can blink more times in a minute, or throw and catch a ball however many times or any other games based activities.</p>
 <p style="text-align: center;">PSHE</p> 	 <p style="text-align: center;">Computing</p> 
<p style="text-align: center;">In school we are learning: All about relationships</p> <p style="text-align: center;">Home learning opportunities: You may want to discuss who is in your family and who is in it. Ask them to write a "party" list and discuss who would be on it. Have a discussion about what different families and relationships may look like to different people.</p>	<p style="text-align: center;">In school we are learning: How to search the internet effectively.</p> <p style="text-align: center;">Home learning opportunities: Ask your child to write their favourite web site address down. Can they show you the 4 main different browsers that are used for internet searches? Ask them what the definition of the internet, browser, World Wide Web and search engine are?</p>
 <p style="text-align: center;">Life Skills</p>  <p style="font-size: small; text-align: center;">Hands make a short, strong forward movement</p>	 <p style="text-align: center;">PE</p>  <p style="font-size: small; text-align: center;">Hands pull apart Respect</p>
<p style="text-align: center;">In school we are learning: It's Great Being a Grown Up: All things related to shopping. Money exchange, money maths/budgeting and calculating change. We will end by budgeting for a trip to the shops</p> <p style="text-align: center;">Home learning opportunities: Please introduce your child to the concepts and use of money. If they get pocket money show them what they can buy with it. How much change should they have? This is practical maths, if they can use a calculator to get the correct answer then do so. Anything that works and is practical.</p>	<p style="text-align: center;">In school we are learning: All about orienteering. We will be looking at different aspects of orienteering and having a go at exploring an environment.</p> <p style="text-align: center;">Home learning opportunities: You may go on your own adventures with them, including searching for things around the house or communicating where something may be found. This will work very well the closer to Easter we get as an Easter egg hunt would be a great plan.</p>



Discovery Days



In our discovery days we will be focussing on humanities, science, RE and creative subjects.
For our geography this term we are learning about:

Islands in Europe.

We will look at different ways to connect our discovery days to our class topic of the tempest, possibly taking a day to look at the different types of islands and animals that live there.

Home learning opportunities:

You could ask them about what animals they have been learning about in the jungle and think about what animals may live on an island. You could also look online at islands and maybe see if there is a movie that involves islands that they will enjoy.

Useful Websites/Apps

Some of these may require login information. Please speak to your class teacher or child's key worker for details.

- **Think U Know** <https://www.thinkuknow.co.uk/parents/home-activity-worksheets/>
- **Be Internet Legends** https://beinternetlegends.withgoogle.com/en_uk/parents/adventure
- **Numbots** <https://play.numbots.com/> (also available as an app)
- **The Human Body** <https://www.bbc.co.uk/bitesize/topics/z7x78xs>
- **Teach Your Monster** <https://www.teachyourmonster.org/> (free apps for phonics, reading for pleasure, number skills etc.)
- **PurpleMash** <https://www.purplemash.com/sch/thecedar-so16#/> (range of activities)
- **Times Tables Rockstars** <https://play.ttrockstars.com/>
- **StoryLine Online** <https://storylineonline.net/>

Class Reminders

Please let myself or a member of the class team know if you would like your child to start bringing home homework or a book to read.